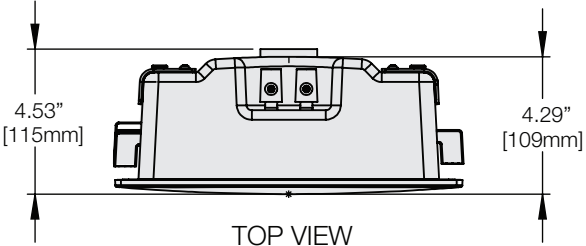
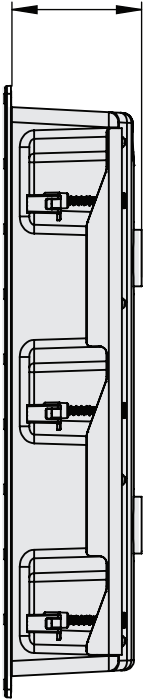


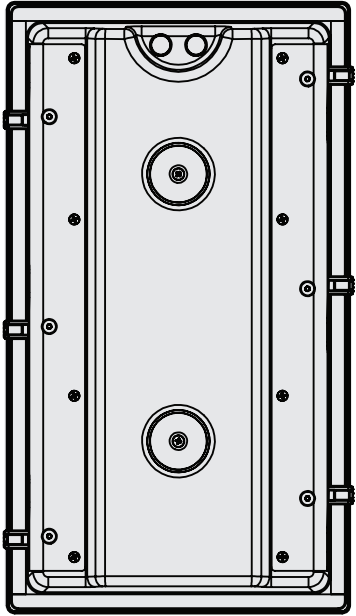
MINIMUM MOUNTING DEPTH
3.9" [98mm]



TOP VIEW (with grille)



SIDE VIEW



BACK VIEW

MOUNTING DIMENSIONS: (H) 19-1/8" [48.5cm] x (W) 10-3/4" [27.2cm] x (D) 3.9" [9.8cm]
WEIGHT: 26.7lbs (12.5kg) each